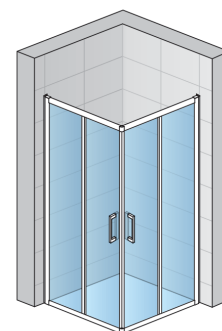


BASIC INFORMATION

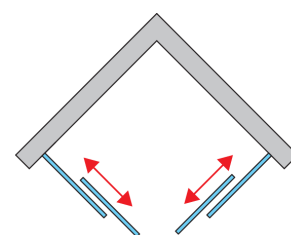
Model range	TOP-LINE
Model	TOP G+D

DETAILED INFORMATION


Angular Solutions	TOP
Available standard widths	700, 750, 800, 900, 1000, 1200 mm
Standard height	1900 mm
Maximum special width	1200 mm
Maximum special height	1900 mm
Available glass finishes	07,22,30,49,51
Available frame finishes	01,04,50



TOP G+D



Available glass finishes



07
Clear

22
Graniet

30
Master Carré

49
Screenprinted
satin

51
Screenprinted
band

Available frame finishes



01
Silver matt

04
White

50
Silver gloss