

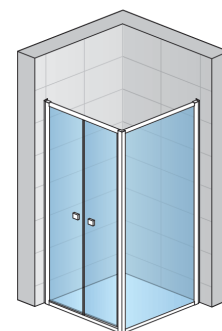
**BASIC INFORMATION**

Model range	ECO-LINE
Model	ECP2+ECOF

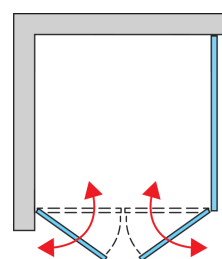
**DETAILED INFORMATION**

Door options	ECP2
Available standard widths	700, 800, 900, 1000 mm
Standard height	1900 mm
Available glass finishes	07,22
Available frame finishes	01,04,50

Fixed panel	ECOF
Available standard widths	700, 750, 800, 900, 1000, 1200 mm
Standard height	1900 mm
Available glass finishes	07,22
Available frame finishes	01,04,50



ECP2+ECOF




**Available glass finishes**



07  
Clear

22  
Graniet

**Available frame finishes**



01  
Silver matt

04  
White

50  
Silver gloss